



Single Toggle Jaw Crusher 3628



Salient Features

- Dynamic Design With Minimum Down Time
- Reliable Performance
- High Adaptability
- Centralized Grease Lubricated Large Bearings
- Optimized Nip Angle for Effective Crushing
- Safe, Easy and Fast CSS Adjustment Mechanism
- Ease of Maintenance due to Bolted bearing Housings
- Key-less Locking for Fly wheel

Technical Detail

- Model Name : STJC 3628
- Feed Opening (Width mm x Breath mm) : 900 x 700
(Breath : Measured tip to trough)
- Maximum Feed Size (mm) : 560
- CSS Range (mm) : 75 - 125
- Throughput Capacity (TPH) : 80 - 130
- Crusher Pulley RPM : 230 - 240
- Required Power (KW / HP) : 75 / 100



Note:

Feed Size Depends On CSS Setting Maintaining The Ratio Of 4 From Feed Size To CSS Setting.

The Capacity Indicated Is Maximum Throughput Capacity Based On Continuous Regulated Fresh Feed Of Clean, Normal Hardness With A Bulk Density Of 1.6 Ton/M³. The Fresh Feed Must Be Dry Un-Segregated Homogeneous, Blasted Or Crushed Feed Without Clays And Other Deleterious Material. No Fraction Is Taken Out, No Fraction Is Manually Broken, And Blasting Pattern Should Be Normal With Standard Practices.

Capacity May Vary +/- 25% With The Size And Nature Of The Rock And The Working Conditions Of The Plant.

Throughput Capacity Is Calculated As Total Of Fresh Feed And Return Material From Screen.

Final Production Depends Upon CSS Setting, Fresh Feed Quantity & Fresh Feed Size.

The Detail Including Display, Construction, Technical Information, Etc. Are For Information Only And Subject To Change Without Prior Notice.

Scope Of Supply May Differ From The Display Presented Here And It Is Fully As Per The Commercial Offer.

MAXWELL CRUSHTECH

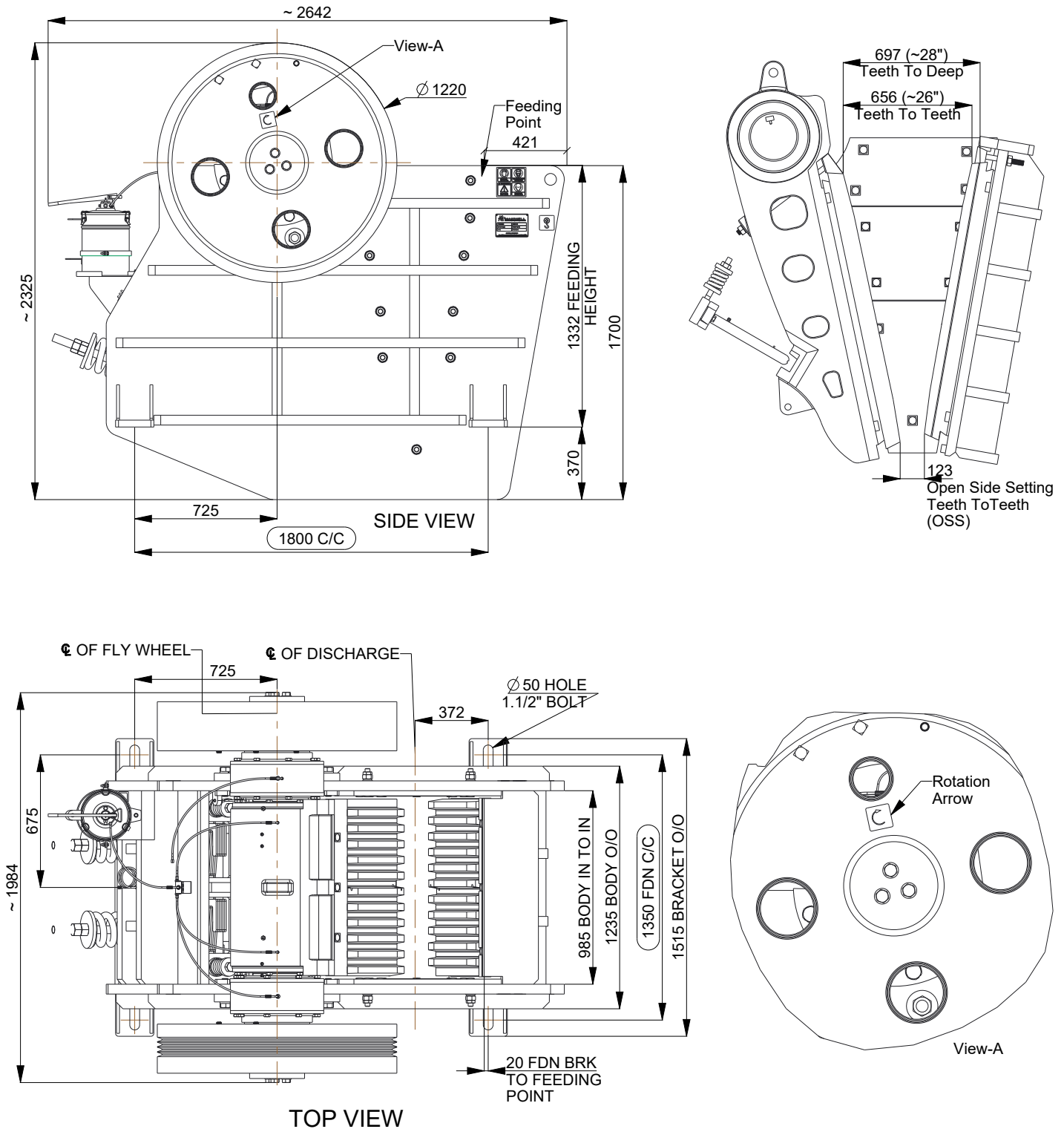
Unit-1: Block No.:188, Opp. Futura Engineering, Isand Road, At: Chhtral, Tal.: Kalol, Dist.: Gandhinagar, Gujarat-382729, INDIA.

Unit-2: 26, At.: Bibipura, Opp. Giriraj Petroleum, Tal.: Bayad, Dist.: Aravalli, Gujarat-383325, INDIA.

Mobile: +91-99251 25175 , +91-99252 45504

E-mail: maxwelldapatel@gmail.com , dpatel@maxwellcrushtech.com

General Arrangement Drawing



Note: All dimensions are in mm

TECHNICAL DATA

Model Name	STJC 3628
Feed Opening (Width mm x Breath mm)	900 x 700
Maximum Feed Size (mm)	560
CSS Range (mm)	75 - 125
Crusher Pulley RPM	230 - 240
Required Power (KW / HP)	75 / 100
Motor (1500 RPM) Pulley Size	200mm PCD X 4 Groove-SPC Section
Recommended V Belt Size	SPC 6000

Note:
The Information Including Construction, Technical Detail
Are Subject To Change Without Prior Notice.
For Latest Information, Please Contact Us